



Beaumont Municipal Detachment

Quarterly Report

Town Council

July - September

2014

Issued by: S/Sgt. Kevin Kunetzki
Beaumont Det. Commander
December 9, 2014 - 2

PURPOSE OF REPORT

The RCMP endeavors to communicate regularly with its Federal, Provincial, and Municipal partners. The purpose of this report is to provide the Town of Beaumont with a quarterly update on any Detachment issues or trends, to provide an update on the progress of our annual policing priorities, and to provide information relative to our crime statistics.

ORGANIZATION OF REPORT

- ✓ Detachment Commentaries..... P (2)
- ✓ Annual Police Priorities Updates..... P (5)
- ✓ Detachment Crime Statistics P (11)

REPORT INTENT AND CONTENT

This report has been designed with input from the Town of Beaumont. This report is not intended to provide a comprehensive account of all policing activities in Beaumont. Rather, it is meant to provide Council with an update on the more salient policing issues and priorities. Requests for additional information or amendments to this report may be submitted through the Manager of Community and Protective Services.

DETACHMENT COMMENTARIES

GENERAL DISCUSSION

While our overall file count and workload is increasing, our crime rates in 2014 on a per/1000 population basis appear to be relatively stable with some rates up and others down. Total persons crimes sit at 7.5 (per/1000 population) after three quarters, versus the 2013 year end of 8.4. If this trend continues into the last quarter, it is likely that we will see an overall increase in persons crimes. Break and Enters are also up with a current rate of 1.32 versus 0.08 for the year-end total in 2013. There was some discussion in the community that mischiefs may have gone up this year. The reality is, however, that mischiefs have seen a decrease in 2014. After 3 quarters, mischiefs are at 7.2 where they were at 12.12 for all of last year. Domestic violence also appears to be down. After three quarters the rate is 5.1 versus the year end of 7.6. Again, if this trend continues, the Beaumont RCMP will expect to see a slight decrease in this area.

STRATEGIC POLICING

Beaumont Detachment’s policing focus has been to deliver more strategic services for the community. This has meant delivering more targeted patrols (versus random patrols), targeting known offenders (those known to be causing the greatest issues), and better aligning operational and administrative services, i.e. having support staff take over administrative tasks from officers (at almost ½ the cost). Our current service delivery model has enabled Beaumont to deliver more effective and cost-efficient police services for the community. Beaumont’s Crime Severity Index, the measure of the community’s serious crime, has declined for the fourth consecutive year. Below is a chart that represents the results of working with the community and our partners to deliver more strategic services:

<i>Crime Severity Index</i>	<i>2009 CSI</i>	<i>2010 CSI</i>	<i>2011 CSI</i>	<i>2012 CSI</i>	<i>2013 CSI</i>	<i>% change (2009-2013)</i>
<i>Beaumont Municipal Detachment</i>	61.23	61.44	45.88	40.02	37.78	-38%
<i>Alberta Average</i>	105.59	98.18	87.5	85.81	83.68	-21%
<i>Canada Average</i>	87.77	82.94	77.6	75.43	68.72	-22%

RESOURCE PLANNING

Beaumont remains the 2nd fastest growing community in Alberta. Within this environment, it remains critical for police and public safety that our minimum police resource levels keep pace with the growth of the community. While the public will often be aware of and talk more about our more visible activities, i.e. traffic enforcement or school presentations, the reality is that the great majority of our work is non-visible. Activities such as investigating crimes (incl. preparing reports), serving court documents, attending sudden deaths, dealing with disputes, arresting intoxicated persons, responding to fights, managing mental health calls, providing advice, or checking on habitual offenders is not generally seen directly by the public. In many cases, outside of any statistics or general trends, it is also not appropriate or newsworthy to report on these types of activities in the news. With increases in the population, our non-visible activities are increasing. The Beaumont RCMP appreciates the ongoing support of Council and at the same time also understands the financial challenges of needing to fund other priorities for the Town. Providing greater administrative support has been a key to helping ensure our officers can be out in the community as much as possible. We are committed to working with the Town to continue providing quality services to our residents within our current environment, and to this end the Detachment will ensure our 5 Year RCMP/Municipal Enforcement/Support Staff Resource Plan is updated for the next budget cycle (2016-2021). In 2017, the policing contract costs for Beaumont will change from a cost of 70% to 90%, and this too will be a significant factor relevant to our resource planning.

HABITUAL LOCATION & HABITUAL OFFENDER CHECKS

Research has shown that delivering more proactive policing initiatives can have a positive impact on our serious crime rates. The Beaumont RCMP over the past two years has focused on this strategy, and it is believed that in part this approach has contributed to the decline in our serious crimes. From June to September, the RCMP worked to be more proactive with our problem areas, i.e. the skatepark, behind the schools, and even at the youth centre. The final tally for the number of checks completed by our members is **326** checks. In addition to helping our members catch kids on the roof of J.E. La Pointe School, drinking, and persons using drugs, the strategy has also contributed to more positive relations with our youth. When we approach the youth it is not uncommon now for them to come up and talk to us. Our habitual offender program where we check on problem offenders has also continued. On average we are doing about 125-150 checks annually. These are proactive checks to check on court-ordered conditions for persons on curfew, alcohol conditions, etc. The idea is to better manage the 20% of offenders who are often responsible for 80% of the crime in a particular community.

TRAFFIC SAFETY PILOT PROJECT

This year, with the support of Council at budget, the RCMP was better able to address traffic complaints. Members were brought in on overtime to conduct targeted traffic shifts - two days per week for six to eight hours periods in our identified problem areas. The program was referred to as the RCMP's Traffic Safety Pilot Project, and it ran from May to October. In terms of a few results, some may find it interesting to know the most common offence was speeding (accounting for an estimated 60-70% of all offences). Secondary offences included distracted driving, vehicle equipment infractions, failing to stop at stop signs, and not wearing seat belts. In total, speaking to this initiative alone, the following statistics were observed:

Violation Tickets:	945
Warnings:	241
Warrants:	9
Drug Charges:	2
Roadside Suspensions/Impaired:	4

Again, these figures are outside of our normal operations. The program also provided for the opportunity for our officers to ride on the schools buses in September and for officers to be at every school during this same period. The total fines were \$115,674.00. Most of the offences issued were on the outer ring road, Rue Montalet, in particular. Subject to Council approval, the program will continue in 2015. When we consider these figures, as well as figures from Global Traffic Group where from January to September of 2014 a total of 8224 photo enforcement tickets were issued (up from 7054 for the same period last year), it is clear that traffic issues continue to be a problem for Beaumont and warrant continued attention.

TRAFFIC ENFORCEMENT (Photo Enforcement vs. Officer Enforcement)

Traffic enforcement is one of those policing activities that results in the greatest debate. As we observed in this year's policing survey, some residents will argue there is not enough enforcement while others will argue there is too much. There is also the debate as to whether or not there should be more photo enforcement or less, or whether having more police officers would be more effective. Finding the right enforcement solutions when there are conflicting views and limited resources can be challenging. At present, traffic enforcement is provided by the RCMP, Municipal Enforcement, and Global Traffic Group for photo enforcement. The types of offences targeted are guided by the Town's approved Traffic Safety Plan, a balance of speeding and intersection safety.

The topic of traffic enforcement was recently discussed at a Community Advisory Committee (CAC) meeting. The CAC is a consultative body established by the Detachment Commander to ensure there is community input into policing issues and priorities. The CAC has representation from the youth, schools, seniors, general public, clergy, Chamber of Commerce, Victim Services, and Family and Child Support Services. The committee recognized that there are pros and cons to having both photo enforcement and officer enforcement. In the case of photo enforcement, an operator can deal with multiple violators in a short period of time. The evidence of this can be seen in the number of violation tickets issued by Global Traffic Group versus the RCMP. The downside is that the driver is not identified, and other offences outside of traffic violations will not likely be addressed. The pros to having officer enforcement include greater consequences, i.e. demerits, and expanded enforcement. We saw the benefits of officer enforcement this summer where a traffic stop lead to the seizure of a ½ kilogram of marijuana. In result, the committee was unanimous in saying the amount of enhanced officer enforcement was appropriate for Beaumont, but they felt there was too much photo enforcement. The CAC recommended that the Town find the right balance. The Town contracts the services for photo enforcement. The CAC's recommendation will now form the basis for further discussions on this matter.

FALSE ALARM BYLAW

Beaumont's False Alarm Bylaw and strategy continues to demonstrate some early positive results. Where there was previously dozens of repeat false alarms, there have now been only 10 persons charged with repeat false alarms since July of 2014. Of these, only three have been charged for having more than two false alarms. A year-end analysis will be completed in July of 2015.

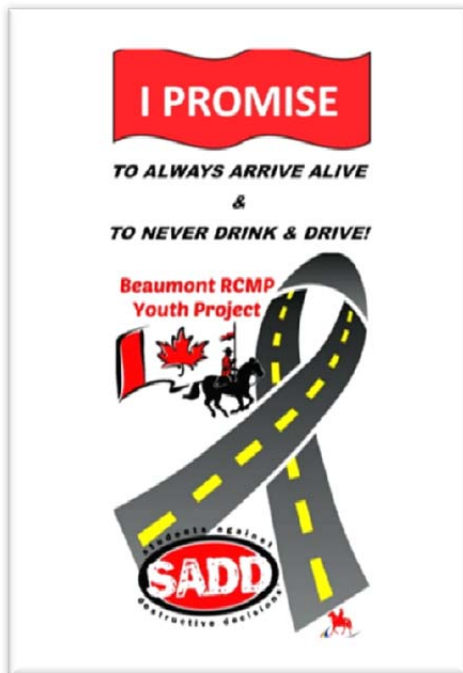
GRAFFITI STRATEGY

The Beaumont RCMP recently completed research and a business case relative to bringing a graffiti program to Beaumont. The research included an analysis of the problem in Beaumont, as well as projections relating to the problem if left unaddressed. The results of this research will be introduced to Administration in early 2015. The key to prevention in this area is to ensure graffiti is removed as soon as possible, so as to remove the rewards that offenders would otherwise have if others are able to view the graffiti. More will follow on this topic in the coming months.

ANNUAL POLICE PRIORITIES UPDATE

IMPAIRED DRIVING

The Beaumont RCMP has continued to focus on impaired driving. Cst. HUNT is leading on average one traffic blitz each month, where dozens of vehicles are stopped and checked for impaired driving. Cst. ROCHETTE has also contributed by leading our Multi-Agency Check stop at the end of September. Beaumont Detachment was also part of Operation Impact, a National initiative of the Canadian Association of Chiefs of Police and the Commissioner where law enforcement agencies across the Country have simultaneously held check stops for impaired drivers. As we move into the Christmas season, we will continue with these initiatives. The best strategy, however, is prevention. We would ask that our residents arrange for a ride before they leave home.



In addition to continuing with our regular check stops and traffic blitzes, this quarter saw some unique prevention initiatives delivered by Cst. KARMAND. In early September, Cst. KARMAND presented to the Grade 9 and 10 classes at the High School. He taught them about the impaired driving laws, the graduated drivers licensing program, and a few alarming statistics about impaired driving. He also brought along some ‘Fatal Goggles’ for students to wear and walk around pylons to experience how alcohol can affect our vision and judgment. As part of his community project, Cst. KARMAND also started his “I Promise” Campaign. Working with SADD, they made and distributed the below posters throughout our community.

YOUTH – POSITIVE YOUTH DEVELOPMENT

The Beaumont Positive Ticketing program wrapped up this season with all 600 tickets issued! The program is a lot of fun for both the officers and the youth in the community. Kids are rewarded by the RCMP and Municipal Enforcement officers when they see youth involved in positive behaviours while out and about in the community. The wrap up party this year was held at the new St. Andre’s and Dansereau school where 10 youth had their names drawn for Samsung Tablets and about 50 youth were drawn for a variety of smaller prizes. A special thanks is owed to this year’s major sponsors of the program, including the Town of Beaumont, Boston Pizza, the Credit Union, Dairy Queen, and Cosmic Pizza. In the case of Cosmic Pizza, they donated about 1000 slices for the kids to eat on the day of our wrap up party! A few

kids were fortunate to also be drawn for our highly collectible T-shirts that can only be obtained if you are the recipient of a positive ticket. The Beaumont Positive Youth Ticketing Committee is now looking forward to planning for next year's program.

Beaumont's Community Policing Officer position is now engaged in the new school year. Cst. Zane SMITH is our officer (left side in the photograph). The DARE program is being delivered to 11 classes this year, mostly to Grades 5 & 6. This is up one more class from last year. The program is experiencing some difficulties this year in that the demand is greater than what can be delivered. Despite that 11 classes are being delivered, there was a request for 10 more classes over and above this number. With the potential for yet another school in Beaumont expected by 2016, the Detachment's ability to deliver this program fully may not be possible. Plans are already being made now to rotate the schools, but still not all Grade 5 and 6 students will see this program as a result of the increased demand.



SUBSTANCE ABUSE – Illegal Drugs

At the end of the second quarter, the Beaumont RCMP had 21 drug charges for the year. Again, most relate to simple marijuana possession, as this is the most common drug found in Beaumont today. Where youth have been caught for simple possession, and where they might previously have been given a warning, they are now being charged or referred to Alternative Measures / Youth Justice Committee.

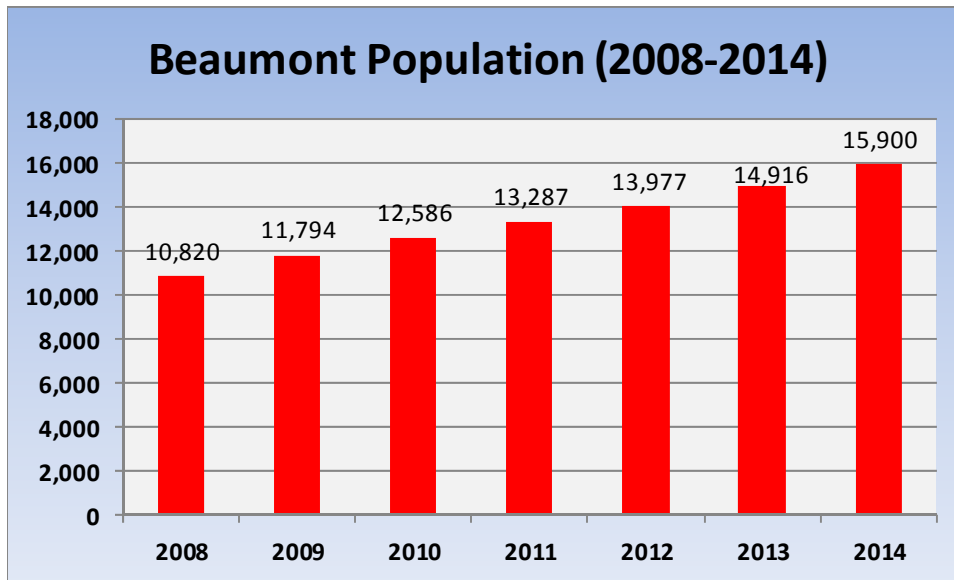
An initiative this year has been to increase the Detachment's use of confidential sources in drug investigations. The public should know that they can provide their name and information to police but still request to be anonymous for an investigation. Except in very rare and unique circumstances, persons who bring forward confidential information will have their identities protected by law. In some cases, the RCMP will even pay for drug information. Anyone in the community who has drug information is encouraged to contact Cst. Harry TEJA, Beaumont RCMP's Drug officer at 780-929-7444.

DETACHMENT CRIME STATISTICS

General

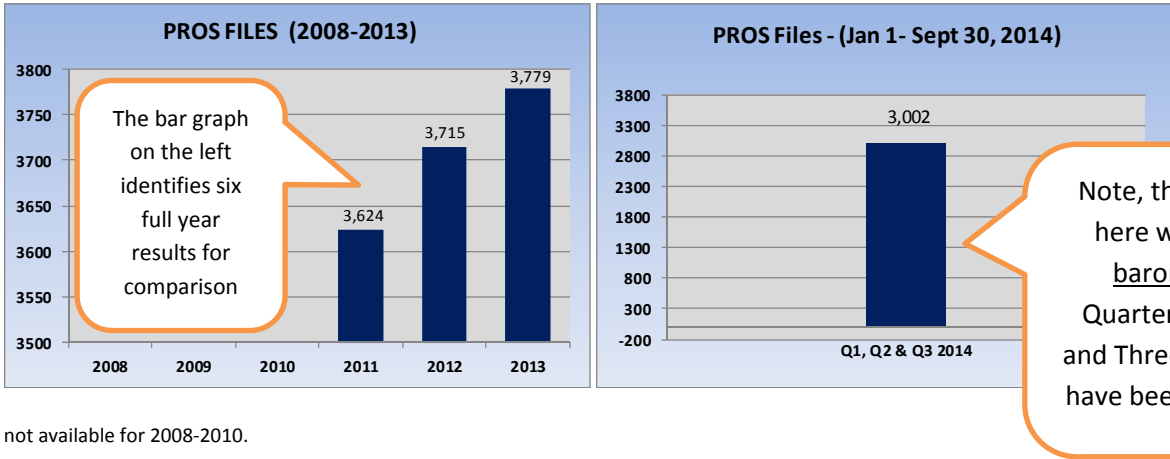
Note – Not all Detachment statistics are included in this report. Only those more significant statistics have been included. In accordance with previous discussions with Council, the idea of presenting the information in the format that follows is to provide more meaningful information and to enable greater comprehension and brevity. **If there are any specific statistics that the Town of Beaumont would like to have reported, they may be added in future reports.** The attached charts and graphs are prepared by C/M Geri-Ann Harding with the RCMP's Operations Strategies Branch.

Population

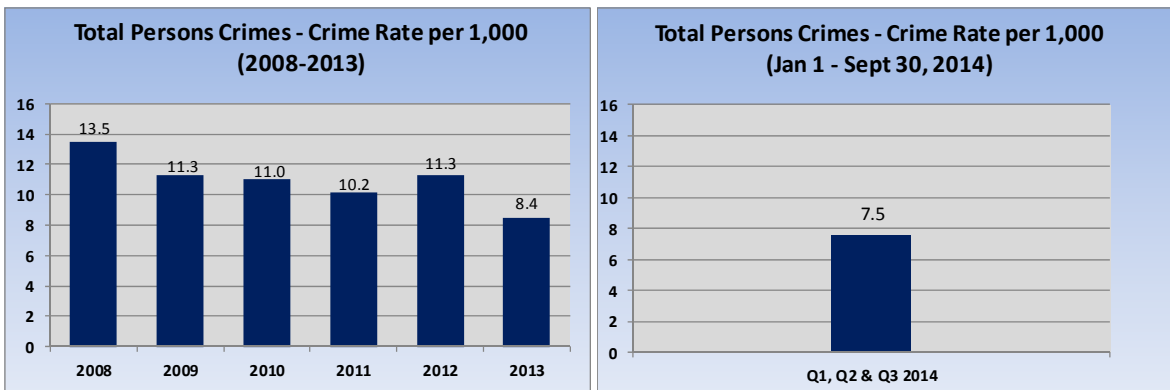


*Municipal Affairs used as source for populations for 2008-2013, 2014 has been provided by Sgt Kunezki as the official population has not yet been released (official 2014 population released on 2014-07-29 as 15, 828).

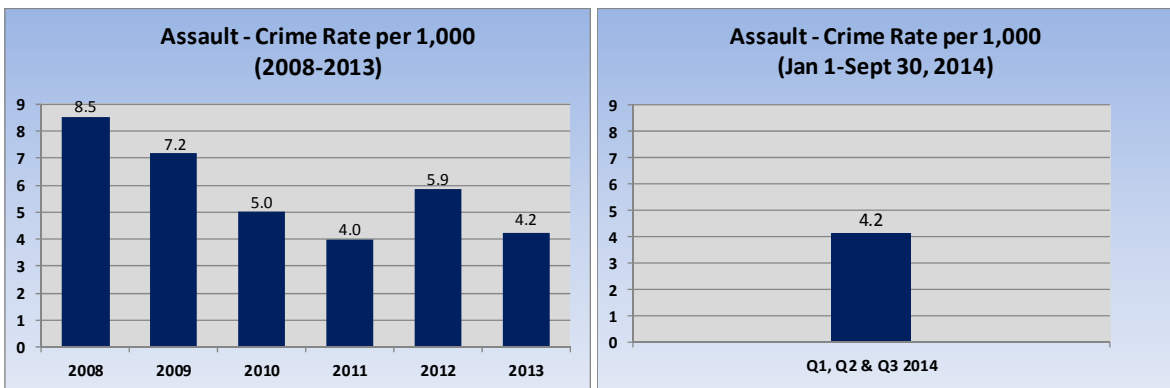
PROS (Occurrence Files)



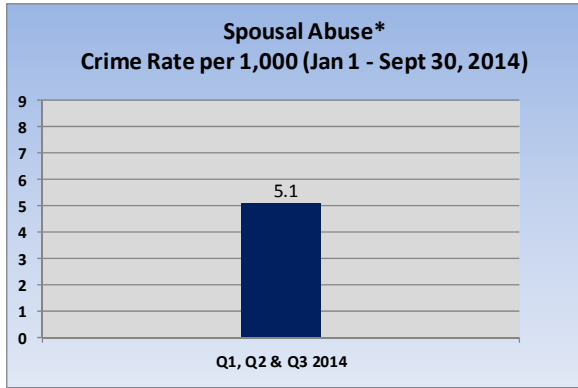
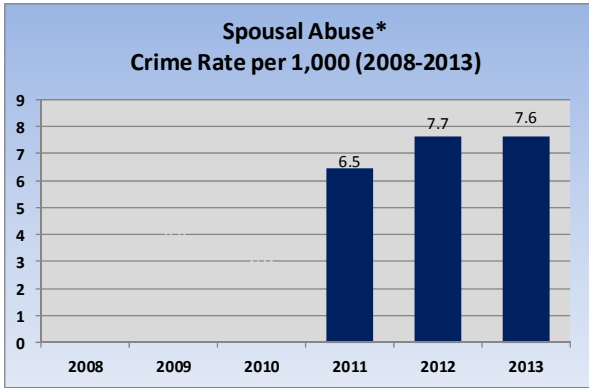
Total Persons Crime



Assault

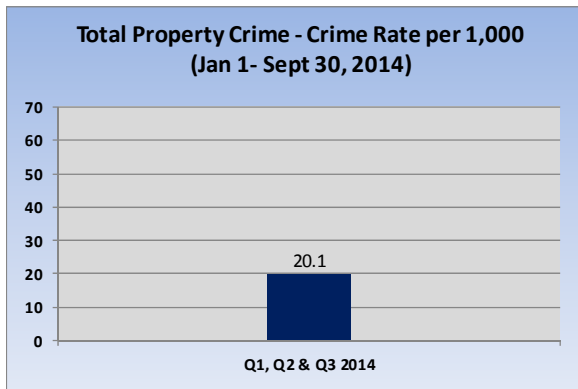
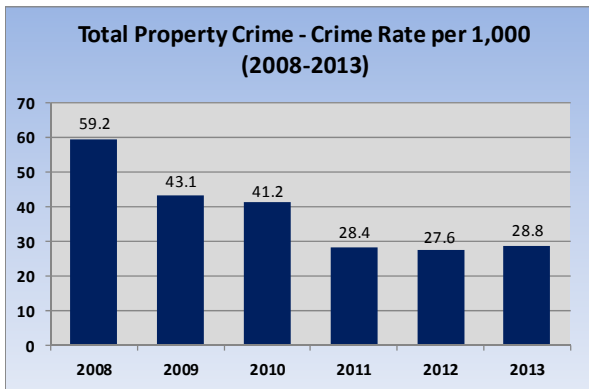


Spousal Abuse

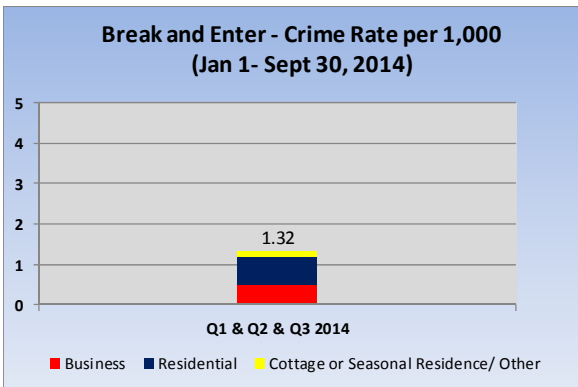
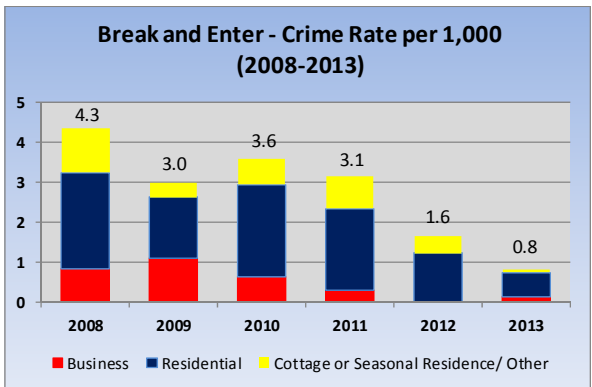


* As defined by The Family Violence Report.
 **Data not available for 2008-2010.

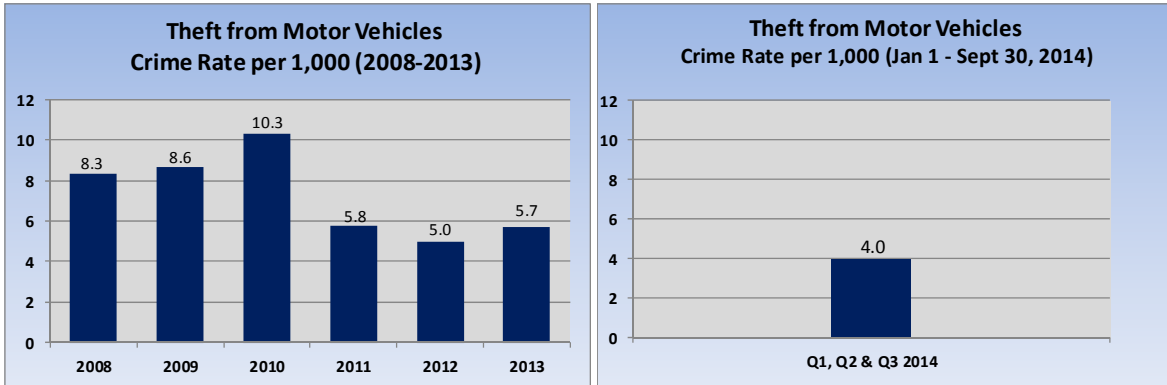
Total Property Crime



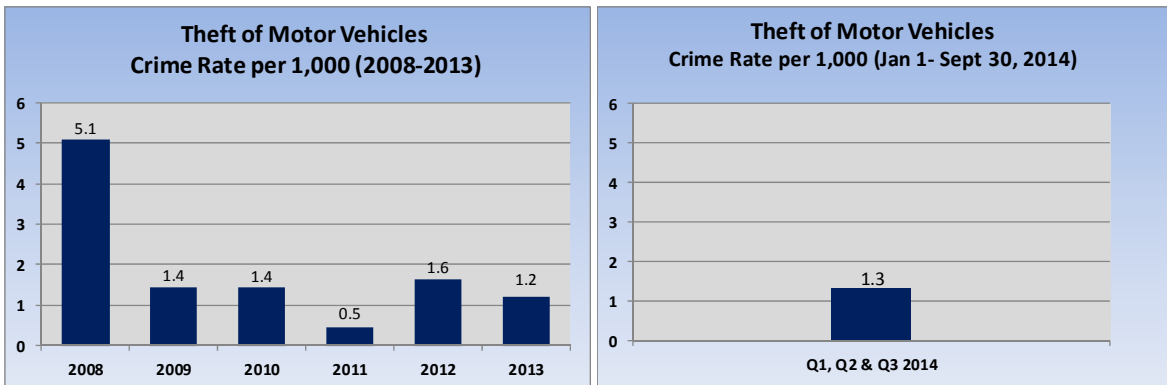
Break and Enter



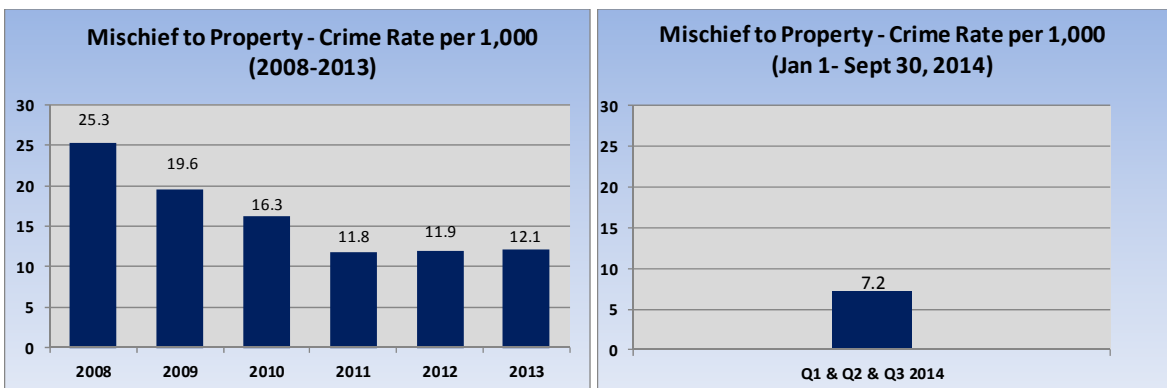
Theft from Motor Vehicles



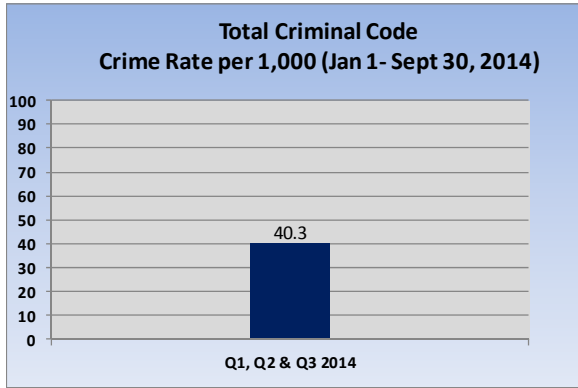
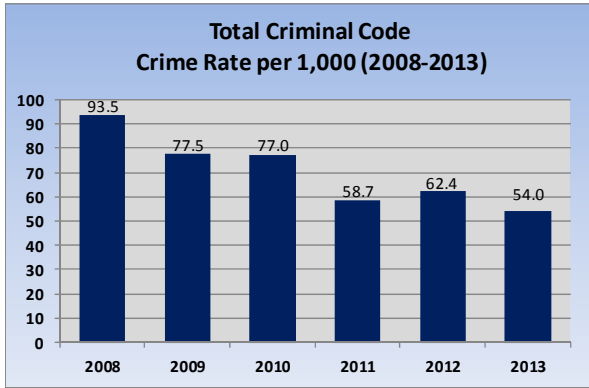
Theft of Motor Vehicles



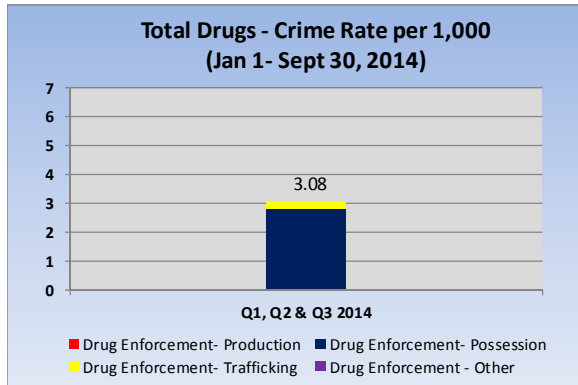
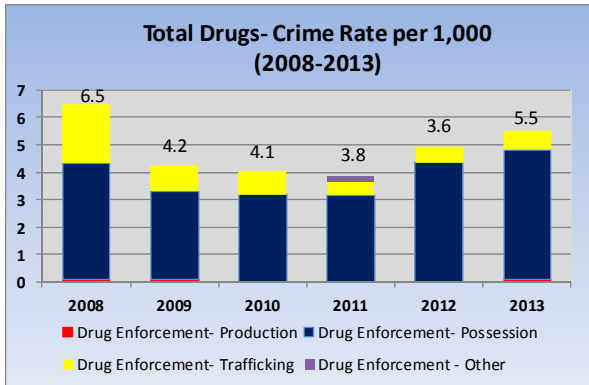
Mischief to Property



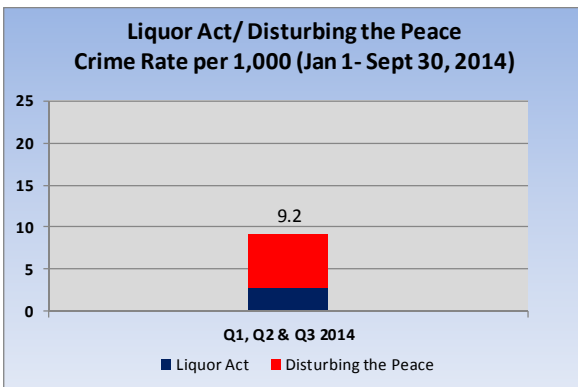
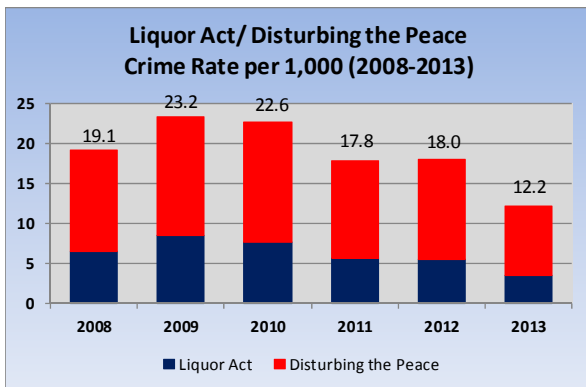
Total Criminal Code



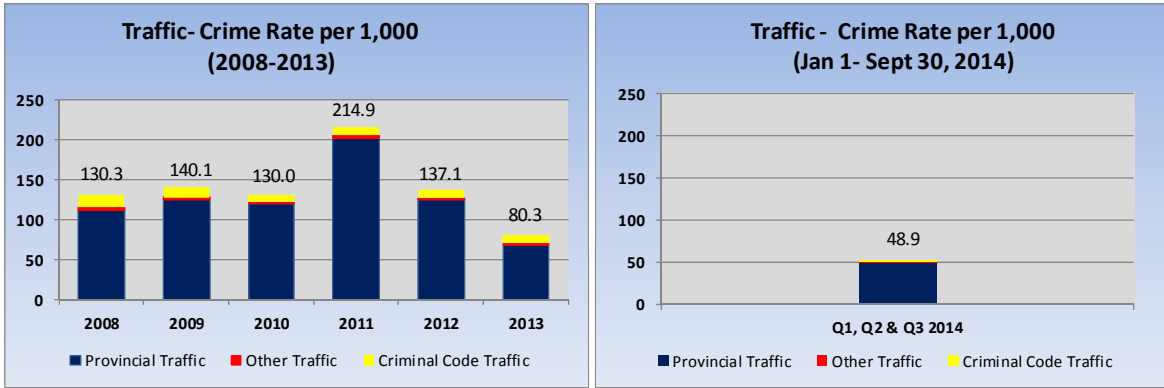
Total Drugs



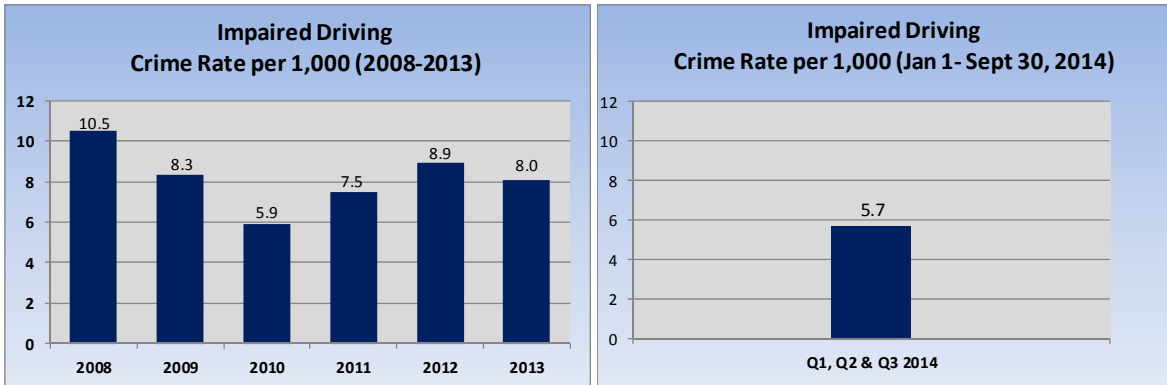
Liquor Act/ Disturbing the Peace



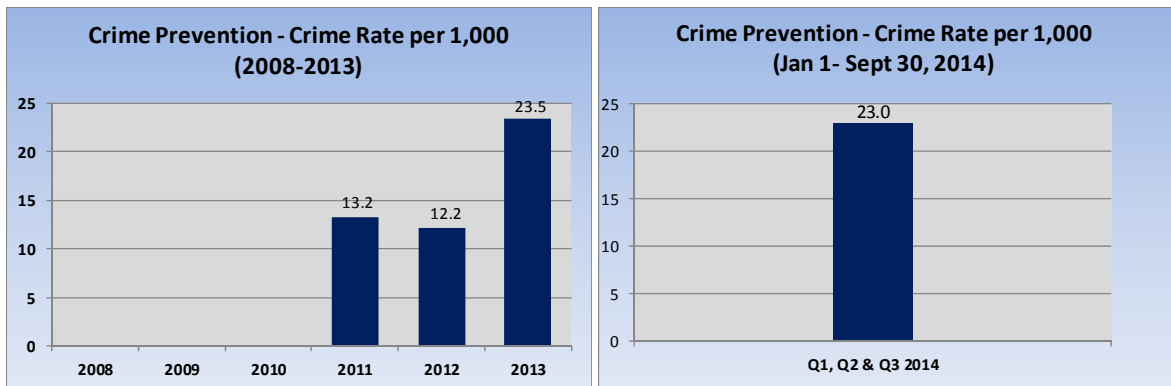
Traffic



Impaired Driving



Crime Prevention



*Data not available for 2008-2010.

* Due to a program update; 2012-2014 data for crime prevention was pulled using a detailed find in PROS.