



Beaumont Municipal Detachment

2020/2021 Year End Policing Report

April 1st, 2020 to March 31st, 2021

Prepared by: S/Sgt. H. S. Dhaliwal

May 18, 2021

PURPOSE OF REPORT

The RCMP endeavors to communicate regularly with its Federal, Provincial, and Municipal partners. The purpose of this report is to provide the City of Beaumont with quarterly updates on any Detachment issues or trends, the progress of our annual Policing Priorities, and information relative to our crime statistics.

ORGANIZATION OF REPORT

✓	Overview.....	P (3)
✓	Detachment Crime Statistics.....	P (5,6)
✓	Detachment Commentary.....	P (7)
✓	Annual Policing Priorities Updates.....	P (7)

REPORT INTENT AND CONTENT

This report has been designed with input from the City of Beaumont. This report is not intended to provide a comprehensive account of all policing activities in Beaumont. Rather, it is meant to provide Council with an update on the more salient policing issues and priorities. Requests for additional information or amendments to this report may be submitted through the Director of Protective Services.

OVERVIEW

CRIME STATISTIC AT A GLANCE

The RCMP fiscal year of April 1st to March 31st is different from Beaumont's fiscal year which follows the calendar year. The statistics referred to in this report are also collected from the 2020 calendar year.

1. **Persons Crime:** The five-year trend (2016 - 2020) saw an increase in the total number of Persons Crimes by twenty-five percent (25%), while the change from 2019 was an increase of twenty-seven percent (27%).
2. **Property Crime:** The five-year trend (2016 - 2020) saw an increase in the total number of Property Crimes by six percent (6%), while the change from 2019 was a decrease of seven percent (-7%).
3. **Other Criminal Code:** The six-year trend (2016 - 2020) saw a decrease in the total number of Other Criminal Code Crimes by twenty-seven percent (-27%), while the change from 2019 was a decrease of four percent (-4%).
4. **Total Criminal Code:** The six-year trend (2016 - 2020) saw an increase of two percent (2%) in the total number of Criminal Code files for Beaumont while the change from 2019 was an increase of one percent (1%).
5. **CSI: Crime Severity Index.** The CSI tracks changes in the severity of police-reported crime by accounting for both the amount of crime reported by police in a given jurisdiction and the relative seriousness of these crimes. It tells us not only how much crime is coming to the attention of police, but also about the seriousness of that crime.

By design, the specific CSI value in a given jurisdiction depends on its mix of crimes and their relative seriousness. If a jurisdiction has a high proportion of less serious, and hence lower-weighted, offences, it will have a lower Index value. Conversely, a jurisdiction with a high proportion of more serious crimes will have a higher Index value. The base line for measurement of the CSI is 100.

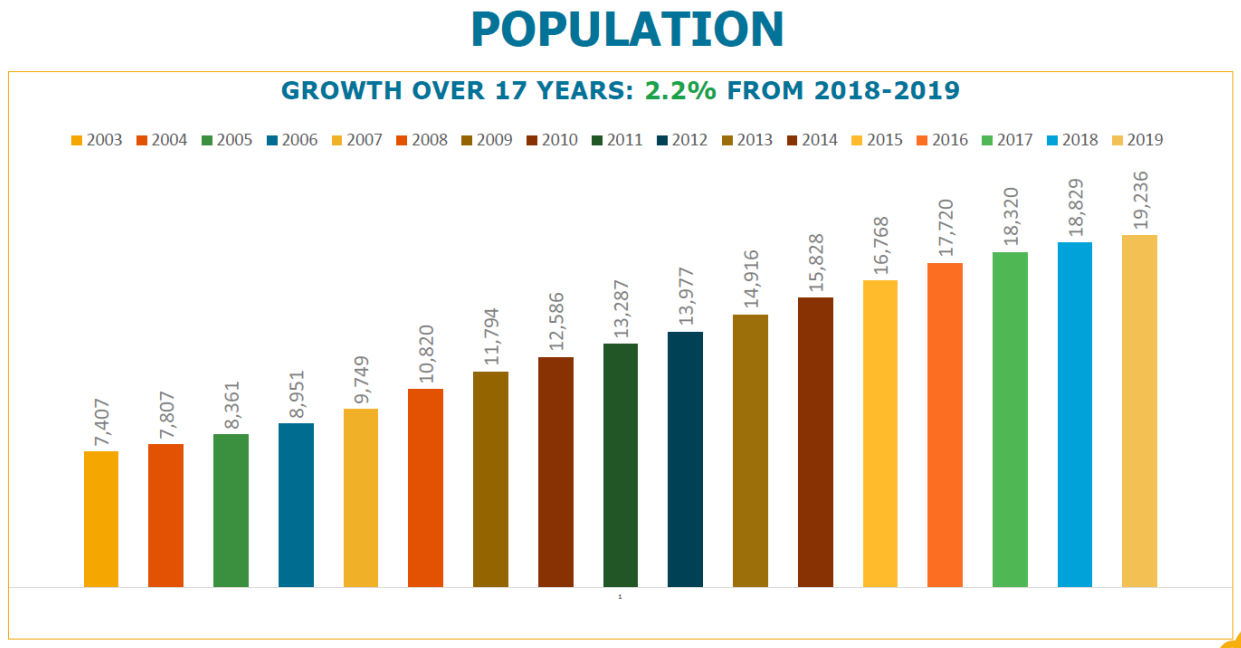
The 2019 Crime Severity Index (CSI) value in Alberta was 119.07. Beaumont Municipal Detachment’s 2019 CSI was well below this number at 36.60.

GENERAL

The attached statics are prepared by the RCMP’s Operations Strategies Branch and are drawn from data reported during the calendar year as opposed to the RCMP’s fiscal year. It is important to note that while not all Detachment statistics are included in this report, the information reported allows for consistent and easy comparison from previous years in Beaumont. Additional information can be made available upon request.

POPULATION

It is important to note the population growth Beaumont when reviewing statistical data.¹



¹ <https://www.beaumont.ab.ca/DocumentCenter/View/4093/2019-Census-Highlights-for-Website>

DETACHMENT CRIME STATISTICS

Beaumont Municipal Detachment Crime Statistics (Actual) January to December: 2016 - 2020

All categories contain "Attempted" and/or "Completed"

January 5, 2021

CATEGORY	Trend	2016	2017	2018	2019	2020	% Change 2016 - 2020	% Change 2019 - 2020	Avg File +/- per Year
Homicides & Offences Related to Death		2	0	0	0	6	200%	N/A	0.8
Robbery		4	2	4	3	2	-50%	-33%	-0.3
Sexual Assaults		9	14	8	9	10	11%	11%	-0.3
Other Sexual Offences		0	2	16	3	5	N/A	67%	1.1
Assault		103	95	118	97	108	5%	11%	1.2
Kidnapping/Hostage/Abduction		1	3	5	5	2	100%	-60%	0.4
Extortion		1	1	2	2	3	200%	50%	0.5
Criminal Harassment		16	22	43	26	59	269%	127%	9.0
Uttering Threats		58	38	62	45	47	-19%	4%	-1.5
TOTAL PERSONS		194	177	258	190	242	25%	27%	10.9
Break & Enter		38	36	40	35	36	-5%	3%	-0.5
Theft of Motor Vehicle		37	49	31	32	34	-8%	6%	-2.3
Theft Over \$5,000		5	5	7	5	4	-20%	-20%	-0.2
Theft Under \$5,000		170	205	167	187	131	-23%	-30%	-9.6
Possn Stn Goods		23	17	14	19	29	26%	53%	1.4
Fraud		45	53	76	79	63	40%	-20%	6.2
Arson		2	0	0	1	4	100%	300%	0.5
Mischief To Property		114	116	114	138	159	39%	15%	11.2
TOTAL PROPERTY		434	481	449	496	460	6%	-7%	6.7
Offensive Weapons		13	6	10	10	4	-69%	-60%	-1.4
Disturbing the peace		98	73	67	61	55	-44%	-10%	-9.8
Fail to Comply & Breaches		62	51	60	49	54	-13%	10%	-1.8
OTHER CRIMINAL CODE		40	32	43	41	42	5%	2%	1.3
TOTAL OTHER CRIMINAL CODE		213	162	180	161	155	-27%	-4%	-11.7
TOTAL CRIMINAL CODE		841	820	887	847	857	2%	1%	5.9

**Beaumont Municipal Detachment
Crime Statistics (Actual)
January to December: 2016 - 2020**

All categories contain "Attempted" and/or "Completed"

January 5, 2021

CATEGORY	Trend	2016	2017	2018	2019	2020	% Change 2016 - 2020	% Change 2019 - 2020	Avg File +/- per Year
Drug Enforcement - Production		0	0	0	0	0	N/A	N/A	0.0
Drug Enforcement - Possession		51	33	11	6	2	-96%	-67%	-12.5
Drug Enforcement - Trafficking		13	4	8	11	20	54%	82%	2.1
Drug Enforcement - Other		1	2	2	3	2	100%	-33%	0.3
Total Drugs		65	39	21	20	24	-63%	20%	-10.1
Cannabis Enforcement		0	0	4	1	1	N/A	0%	0.3
Federal - General		20	13	11	16	9	-55%	-44%	-1.9
TOTAL FEDERAL		85	52	36	37	34	-60%	-8%	-11.7
Liquor Act		39	26	32	47	36	-8%	-23%	1.5
Cannabis Act		0	0	0	17	5	N/A	-71%	2.7
Mental Health Act		52	72	80	108	136	162%	26%	20.4
Other Provincial Stats		81	86	137	148	140	73%	-5%	18.0
Total Provincial Stats		172	184	249	320	317	84%	-1%	42.6
Municipal By-laws Traffic		9	21	14	20	30	233%	50%	4.1
Municipal By-laws		68	92	98	162	247	263%	52%	42.8
Total Municipal		77	113	112	182	277	260%	52%	46.9
Fatals		0	0	0	0	0	N/A	N/A	0.0
Injury MVC		10	11	10	14	2	-80%	-86%	-1.3
Property Damage MVC (Reportable)		137	173	181	165	156	14%	-5%	3.0
Property Damage MVC (Non Reportable)		20	25	31	26	17	-15%	-35%	-0.5
TOTAL MVC		167	209	222	205	175	5%	-15%	1.2
Provincial Traffic		1,270	1,698	1,732	1,732	786	-38%	-55%	-93.4
Other Traffic		19	23	41	104	43	126%	-59%	12.9
Criminal Code Traffic		100	91	109	145	124	24%	-14%	10.2
Common Police Activities									
False Alarms		298	261	164	69	46	-85%	-33%	-69.6
False/Abandoned 911 Call and 911 Act		36	26	37	46	69	92%	50%	8.6
Suspicious Person/Vehicle/Property		187	214	207	227	177	-5%	-22%	-0.7
Persons Reported Missing		21	9	25	31	20	-5%	-35%	2.0
Search Warrants		1	1	0	0	1	0%	N/A	-0.1
Spousal Abuse - Survey Code (Reported)		169	200	161	141	144	-15%	2%	-10.9
Form 10 (MHA) (Reported)		0	0	0	7	21	N/A	200%	4.9

DETACHMENT COMMENTARIES

RCMP POLICING POSITIONS

During the fiscal year, the City of Beaumont funded fifteen (15) full time General Duty policing position.

ANNUAL POLICE PRIORITIES UPDATES

2020-2021 POLICING PRIORITIES

In the 2020-2021 fiscal year, our policing priorities were identified through community consultation and approved by our Mayor and Council. These priorities were:

- **Traffic Safety - Impaired Driving (Drugs and Alcohol),**
- **Crime Reduction (Property Crimes),**
- **Community Engagement and**
- **Employee Wellness.**

IMPAIRED DRIVING

In the 2020/ 2021 fiscal year, Beaumont RCMP were involved in charging a total of 24 drivers in relation to the impaired operation of a motor vehicle.

Additionally, another 6 roadside driving suspensions were issued during the same time period.

COVID-19 has put a stop to Alberta Checkstop program. There were less traffic operations conducted within the last year due to COVID-19.

CRIME REDUCTION

In an effort to reduce the impact of crime to the citizens of Beaumont, the Alberta RCMP, Central Alberta District and local members of Beaumont Detachment have begun to employ various crime reduction strategies.

- RCMP member assigned to communicate directly with probation to ascertain offenders living in the City of Beaumont that are on enforceable conditions imposed by court orders;

- Offenders checks: used when an individual is subject to enforceable conditions, officers conduct regular checks to ensure their compliance with the court order;
- On-line reporting, Call Back Unit, PROS data centre, Analyst Support, Project Lock Up, Trace Pens: www.traceidentified.com, Secure Licence Plate Screws, Crime Prevention Through Environmental Design (CPTED), Citizens on Patrol, Alberta Crime Prevention Calendar, 9 PM Routine (checklist), Crime Reduction Unit in K Division, Better communication with crown prosecutors regarding prolific offenders, Hot Spot Checks, Crime Mapping so the citizens are aware what is happening in their neighbourhood, Crime reduction shifts, lock it or lose it,
- Regular media release to inform the public on policing events and crime prevention.

PROPERTY CRIMES

Top three property crime offences identified by K Division:

	2019	2020
1) Theft under \$5000:	187	131
2) Break and Enters:	35	36
3) Mischief to Property:	138	159

TOTAL: Reduce 360 by 7% by end of year December, 2020, total for 2020 is 326. The decrease in percent is 9.4 % from 2019 to 2020.

COMMUNITY ENGAGEMENT

In March, 2021, Beaumont RCMP with the assistance of the City of Beaumont Communications Department conducted a policing priorities survey with the public. The messaging for the survey was disseminated over social media and the local newspaper to have the public complete the survey. 494 people responded on-line, RCMP members and the City of Beaumont SRO completed 121 paper surveys in total. The paper surveys were part of community engagement with local businesses, the high school youth and the citizens of Beaumont.

Weekly media releases being disseminated to the local paper and City of Beaumont communications department emphasizing crime reduction strategies and police related updates.

RCMP members conduct foot patrols in the business district and park areas to engage the public.

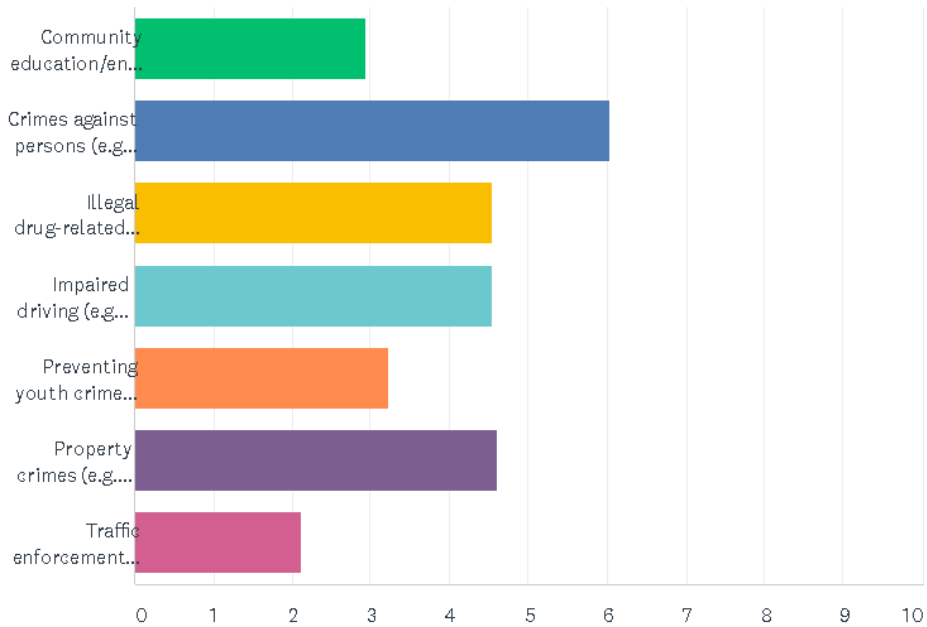
EMPLOYEE WELLNESS

As an organization the RCMP strive to ensure our employees maintain a healthy work/life balance. In order to do so, our officers are provided access to information and the various services available in support of their personal wellbeing.

POLICING PRIORITIES SURVEY RESULTS

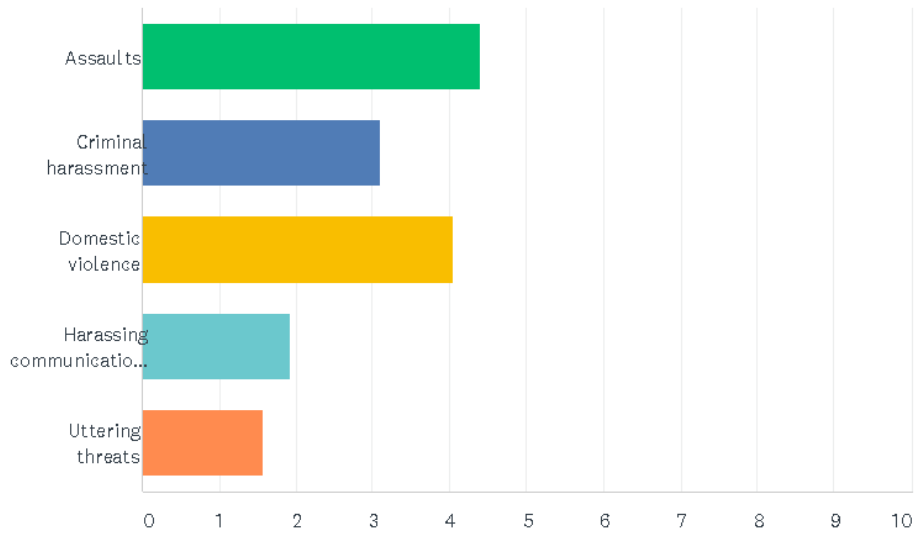
Q1 Please rank these policing priorities below in terms of importance to you in the community of Beaumont, with 1 being most important and 7 being least important. These priorities are in addition to calls for service.

Answered: 466 Skipped: 6



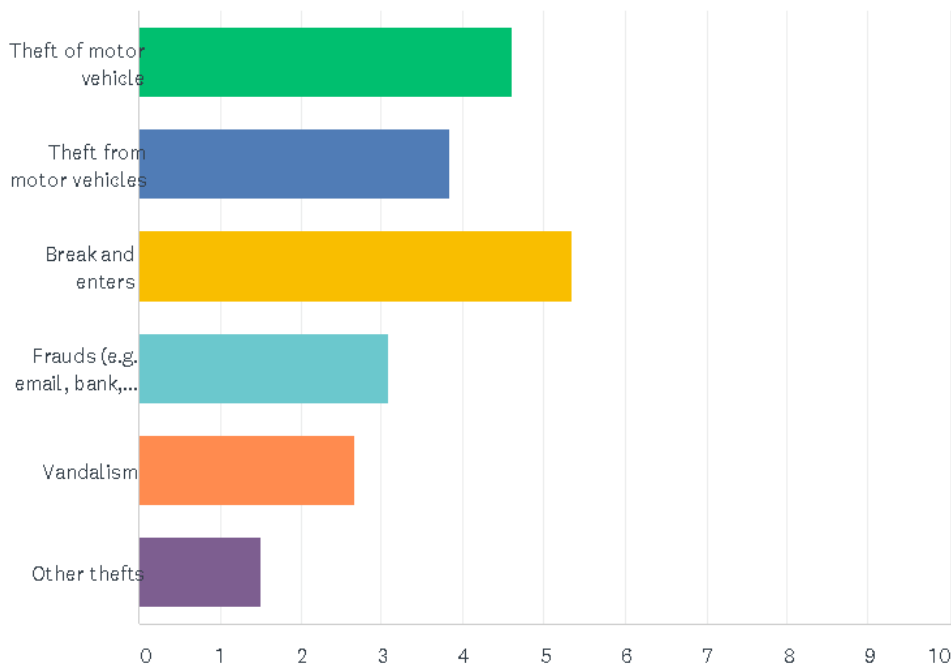
Q2 Please rank these subcategories of Crimes Against Persons in terms of importance to you in the community of Beaumont, with 1 being most important and 5 being least important.

Answered: 466 Skipped: 6



Q3 Please rank these subcategories of Property Crimes in terms of importance to you in the community of Beaumont, with 1 being most important and 6 being least important.

Answered: 466 Skipped: 6



With the results of the survey, consultation with the Community Advisory Committee and the Director of Protective Services for the City of Beaumont, the following priorities were created for 2021 - 2022:

1. CRIMES AGAINST PERSONS
2. CRIME REDUCTION
3. TRAFFIC SAFETY